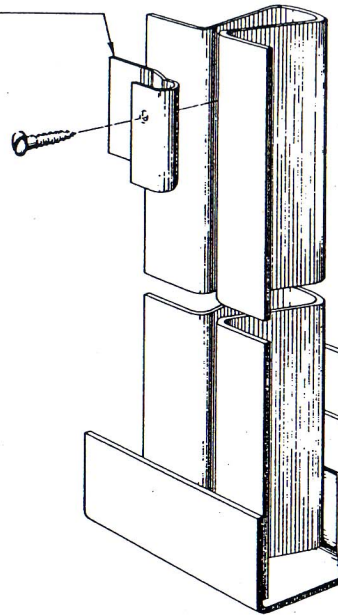
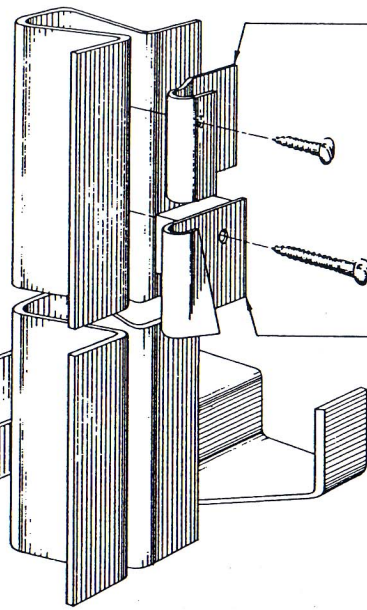


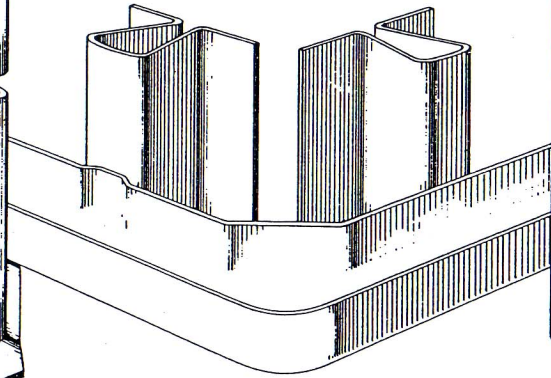
02-202-73 CLIP
 *8-15 X 5/8" TRUSS
 HEAD SLOTTED TAP
 SCREW, CAD. PLATE
 (LS244-10B)
 (2) EACH REQ



02-202-73 CLIP
 *8-15 X 5/8" TRUSS HEAD
 SLOTTED TAPPING SCREW,
 CAD. PLATE
 (LS244-10B)
 (4) EACH REQ.



02-301-72 CLIP ASSEM.
 *8-15 X 17" ROUND HEAD
 SLOTTED TAPPING SCREW,
 CAD. PLATE
 (LS204-16B)
 (5) EACH REQ.



NOTE

FOR LOCATING DIMENSIONS, SEE
DRAWING N° EM-02-M-101.1

FOR CORNER PANEL INSTALLATION
SEE DRAWING N° EM-02-M-105.1.



| | | |
|---|----------------|----------------------------------|
| ERECTION | | MANUAL |
| TITLE INTERIOR CORNER PANEL CLIP INSTALLATION TYPICAL DETAILS | | |
| PREPARED BY J B R | DATE 5-5-49 | EFF. 511 & SUBS. |
| | | DRAWING NUMBER EM-02-M-101.11 |